

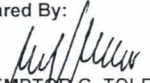
QUARTERLY REPORT OF OPERATION
As of September 30, 2015


Department : STATE UNIVERSITIES AND COLLEGES
 Agency : TARLAC STATE UNIVERSITY
 Operating Unit :
 Organization Code (UACS) : 08 037 00 00000


X	Current Year Appropriations
	Supplemental Appropriations
	Continuing Appropriations
	Off-Budget Account

Particulars	UACS CODE	Physical Targets					Physical Accomplishments					Variance as of _____	Remarks
		1st Quarter	2nd Quarter	3rd Quarter	4th Quarter	Total	1st Quarter	2nd Quarter	3rd Quarter	4th Quarter	Total		
1	2	3	4	5	6	7=(3+4+5+6)	8	9	10	11	12=(8+9+10+11)	13	14
Part A													
I. Operations													
MFO 1 - HIGHER EDUCATION SERVICES													
1 Total number of graduates in mandated and priority programs			500		250	750	0	1404	0		1404		
2 Percentage (cumulative) of accredited programs to total number of programs					58.82%	58.82%	87.88%	100.00%	0		187.88%		
3 Percentage of graduates who finished their academic programs according to the prescribed timeframe			50%		30%	80%	0	62.96%	0		62.96%		
MFO 2 - ADVANCED EDUCATION SERVICES													
1 Total number of graduates in mandated and priority programs		60	21			81		224	0		224		
2 Percentage of graduates who engaged in employment or whose employment improved within 1 year of graduation		23.75%	23.75%	23.75%	23.75%	95%		100%	0		100.00%		
3 Percentage of students who rate timeliness of education delivery/supervision as GOOD or BETTER		2.19% 19.72%	2.19% 19.72%	2.19% 19.72%	2.20% 19.72%	8.77% 78.88%		8.80% 79.70%	0		8.80% 79.70%		
MFO 3 - RESEARCH SERVICES													
1 Number of research studies completed in the last three years		105				105	73	11	0		84		
2 Percentage of outputs published in a recognized refereed journal or submitted for patenting/patented in the last three years					14.29%	14.29%	27.62%	8.57%	0		36.19%		

Particulars	UACS CODE	Physical Targets					Physical Accomplishments					Variance as of _____	Remarks
		1st Quarter	2nd Quarter	3rd Quarter	4th Quarter	Total	1st Quarter	2nd Quarter	3rd Quarter	4th Quarter	Total		
1	2	3	4	5	6	7=(3+4+5+6)	8	9	10	11	12=(8+9+10+11)	13	14
3 Percentage of research projects conducted or completed on schedule (1 year)					41.67%	41.67%	6.94%	12.50%	0		19.44%		
MFO 4 - TECHNICAL ADVISORY EXTENSION SERVICES													
1 No. of persons trained weighted by the length of training		1,030				1,030	854.5	504	326		1684.5		
2 Percentage of trainees/clients who rate services rendered as good/better		20.015%	20.015%	20.015%	20.015%	80.06%	100.00%	100.00%	100%		100.00%		
3 Percentage of persons given advisory services who rate timeliness of service delivery as good or better		25%	25%	25%	25%	100.00%	100.00%	100.00%	100%		100.00%		
II. Projects													
Target 1													
Target 2													
III. Automatic Appropriations													
Special Account in the General Fund (Please specify)													
MFO 1 - [Description]													
Performance Indicator (Set 1)													
Part B													
Major Programs/Projects													
KRA No. 2 - Poverty Reduction and Empowerment of the Poor and the Vulnerable/Rapid Inclusive and Sustained Economic Growth													
Program Budgeting:													
MPP													
Access to Quality Higher Education													
Global Partnership for Development													
Good Governnace													
Sustainable Community Development Program													
Productivity Enhancement-MS ME Micro Small Medium Enterprise													

Prepared By: 
REDEMPTOR G. TOLEDANO
Planning Officer
Date:

In coordination with:

JESUS S. DANGANAN
Budget Officer IV
Date:

Approved by:

MYRNA Q. MALLARI, DBA
President
Date: